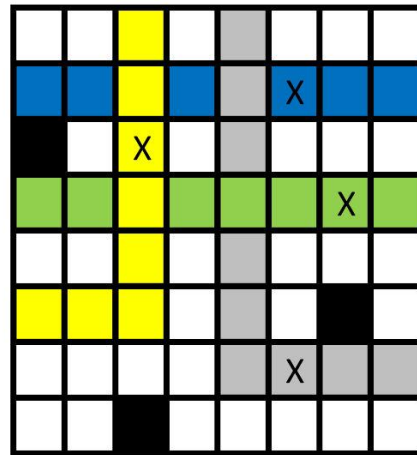


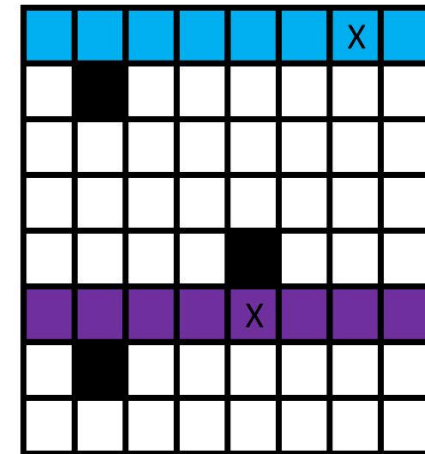
TOKYO SUBWAY MAP QUILT





BLOCK 20 of 25



-  = White Background
-  = Stop
-  = Dark Blue Line
-  = Yellow Line
-  = Light Green Line
- X = Colored Solid

BLOCK 21 of 25



-  = White Background
-  = Stop
-  = Light Blue Line
-  = Purple Line
- X = Colored Solid

© 2010 by Elizabeth Hartman / www.ohfransson.com

All rights reserved. This pattern may not be republished or distributed without the permission of the author.